



GOLDEN DESTINY

SHIPBROKERS - SHIP VALUATORS - SHIPPING CONSULTANTS - MARINE INSURANCE

WEEKLY MARKET REPORT

Week Ending: 2nd October 2009 (Week 40, Report No: 40/09)
(Given in good faith but without guarantee)

SUMMARY OF SALES

VESSEL TYPE	SECOND HAND	DEMOLITION	DEMOLITION in DWT	NEW BUILDINGS	TTL SALES
Dry Bulkcarriers	12	2	116765	0	14
Tankers *	4	4	195370	0	8
Liners **	5	5	104577	0	10
Containers	8	3	115601	0	11
Reefers	0	1	15100	0	1
Passenger / Cruise	0	0	0	0	0
Ro - Ro*****	1	4	21560	0	5
Combined ***	0	0	0	0	0
Special Projects ****	3	0	0	0	3
TTL VSLS/Demo	33	19	568973	0	52

Key:/
 * incl. Crude Oil, Clean & Dirty Products, LPG, LNG, Chemical, Asphalt and Veg-Oil
 ** incl. Multi-Purpose and Tweendeckers
 *** incl. Bulk-Ore, Ore-Oil and Bulk-Oil Carriers
 **** incl. Oil & Drilling Rigs, Tugs, Livestock, Trawlers, Cable/Exploration/Navy/Support vsls
 ***** incl. Ro-Ro Cargo, Ro-Ro Passenger

SECOND HAND TONNAGE SOLD FOR FURTHER TRADING

		US\$/Dwt
	<u>Dry Bulkcarriers</u>	
MINERAL MONACO	180,263 DWT BLT 05 JPN 9 HO HA B&W 25,330 BHP SOLD FOR ABT US \$50 MIL TO GREEK BYRS BASIS A FORWARD DELY IN APRIL/MAY NEXT YEARI NCL. T/C TILL MAY/JUNE 2011 AT \$38,000/D	277.37
STAR OF ABU DHABI	81,200 DWT BLT 09 JPN 7 HO HA MAN-B&W 15,037 BHP SOLD FOR ABT US \$42,5 MILT O CHINESE BYRS INCL. 5YRS T/C AT \$18,000/D (SUBS)	523.40
2XSTX RESALE	81,000 DWT DELY APRIL/MAY 2010 SOLD FOR ABT US \$39 MIL EACH TO HONG KONG BYRS ON SUBJECTS	962.96
BUNGO SPIRIT	50,316 DWT BLT 04 JPN 5 HO HA CR 4 x 30 T B&W 11,001 BHP SOLD FOR ABT US \$25,5 MIL TO UNDISCLOSED BYRS	506.80
JOVIALITY	45,564 DWT BLT 82 JPN 5 HO HA CR 4 x 20 T B&W 13,100 BHP SOLD FOR ABT US \$5,2 MIL TO CHINESE BYRS	114.13
SERIFE	41,544 DWT BLT 84 JPN 5 HO HA CR 4 x 25 T B&W 8,420 BHP SOLD FOR ABT US \$7,2 MIL TO UNDISCLOSED BYRS	173.31
IKAN JUARA	32,610 DWT BLT 06 JPN 5 HO HA CR 4 x 30 T MITSUBISHI 9,001 BHP SOLD FOR ABT US \$23,75 MIL TO MALAYSIAN BYRS	728.30
YARMOUTH	29,462 DWT BLT 85 JPN 5 HO HA CR 4 x 25 T B&W 8,389 BHP SOLD FOR ABT US \$5,3 MIL TO GREEK BYRS AT AUCTION (US MARSHALL SALE)	179.89
GLOBAL ESCORT	28,412 DWT BLT 98 JPN 5 HO HA CR 4 x 30,5 T B&W 8,371 BHP SOLD FOR ABT US \$14,5 MIL NET TO GREEK BYRS	510.35
KIKI P	28,323 DWT BLT 77 JPN 5 HO HA CR 1 x 5 - CR 5 x 15 T B&W 13,101 BHP SOLD FOR ABT US \$2,1 MIL TO SINGAPOREAN BASED BYRS	74.14
AURORA ACE	23,923 DWT BLT 97 JPN 4 HO HA CR 3 x 30 T B&W 7,320 BHP SOLD FOR ABT US \$13 MIL TO VIETNAM BASED BYRS	543.41

DD PROGRESS 25,160 DWT BLT 81 GFR 6 HO 8 HA CR 5 x 25 T 1,176 TEU SULZER 11,094 BHP
(CONBULKER) SOLD FOR ABT US \$2,75 MIL TO UNDISCLOSED BYRS **109.30**

Tankers

ALPHA EXPRESS 45,858 DWT BLT 00 JPN DH 14 TNKS COATED - COILED OIL CAP. 52,490 CBM MITSUBISHI 12,601 BHP
SOLD FOR ABT US \$18,4 MIL TO VIETNAMESE BYRS ON SUBJECTS **401.24**

BARRINGTON 33,239 DWT BLT 89 KRS DH 18 TNKS COATED - COILED OIL CAP. 39,578 CBM B&W 8,201 BHP
SOLD FOR ABT US \$5,1 MIL TO UNDISCLOSED BYRS WITH SS/DD DUE **153.43**

Gas Tankers

BERGE RACINE 63,254 DWT BLT 85 FRA SH GAS CAP. 81,698 CBM SULZER 17,000 BHP
SOLD FOR ABT US \$12 MIL TO CHINESE BYRS **189.71**

CONISTON 4,801 DWT BLT 91 JPN DB GAS CAP. 4,002 CBM MITSUBISHI 4,200 BHP
SOLD FOR ABT US \$3,3 MIL TO BERMUDA BASED BYRS **687.36**

Liners

GANT STAR 22,233 DWT BLT 86 JPN 4 HO 7 HA CR 4 x 25 T 674 TEU SULZER 8,900 BHP
SOLD FOR ABT US \$6,75 MIL TO CHINESE BYRS **303.60**

FORMOSA CONTAINER NO. 1 21,888 DWT BLT 82 GDR 4 HO 8 HA CR 2 x 25 T 1,024 TEU MAN 11,200 BHP
SOLD FOR ABT US \$5,5 MIL TO CHINESE BYRS **251.28**

BEST LUCKY 6,503 DWT BLT 84 KRS 2 HO HA DE 4 x 15 T MITSUBISHI 3,901 BHP
SOLD FOR ABT US \$1 MIL TO TAIWANESE BYRS **153.78**

NEW RICH 6,462 DWT BLT 85 JPN 2 HO HA DE 4 x 20 T MITSUBISHI 3,300 BHP
SOLD FOR ABT US \$1,4 MIL TO CHINESE BYRS **216.65**

Containers

MSC ANDES 37,274 DWT BLT 08 POL CR 3 x 45 T 2,785 TEU MAN-B&W 35,717 BHP
MSC CAMEROUN 37,125 DWT BLT 07 POL CR 3 x 45 T 2,785 TEU MAN-B&W 35,717 BHP
SOLD ENBLOC FOR ABT US \$24.50 MIL EACH TO GERMAN BYRS **657.29**

ACX DAHLIA 24,542 DWT BLT 98 JPN 10 HA 1,675 TEU MITSUBISHI 18,700 BHP
SOLD FOR ABT US \$6,5 MIL TO FAR EASTERN BYRS
(PREVIOUS DEAL REPORTED WEEK 34/09, 21/08/09 AT \$6,2 MIL FAILED) **264.85**

OCEAN PROGRESS I 23,679 DWT BLT 04 CHR 5 HO 8 HA CR 2 x 45 T 1,740 TEU B&W 21,461 BHP
SOLD FOR ABT US \$13,25 MIL TO GREEK BYRS **559.57**

OCEAN PROSPER 22,330 DWT BLT 98 POL 4 HO 9 HA CR 3 x 45 T 1,684 TEU SULZER 18,121 BHP
SOLD FOR ABT US \$7,5 MIL TO GREEK BYRS **335.87**

HIBISCUS ISLE 11,250 DWT BLT 94 JPN 7 HO 12 HA CR 2 x 40 T 662 TEU MITSUBISHI 9,720 BHP
COCOPALM ISLE 11,244 DWT BLT 94 JPN 7 HO 12 HA CR 2 x 40 T 662 TEU MITSUBISHI 9,720 BHP
SOLD ENBLOC FOR ABT US \$10 MIL TO UNDISCLOSED BYRS **444.56**

AGAMAN 5,562 DWT BLT 99 CHR 3 HO HA CR 2 x 40 T 505 TEU MAN 5,384 BHP
SOLD FOR AN UNDISCLOSED PRICE TO UNDISCLOSED BYRS ON PRIVATE TERMS **N/A**

Ro-Ro

DAEWOO FRONTIER 25,450 DWT BLT 88 ITL SULZER 17,281 BHP
SOLD FOR ABT US \$3,9 MIL TO UNDISCLOSED BYRS AT AUCTION
WITH AN ADDITIONAL \$400,000 PAID FOR THE REMAINING BUNKERS ON BOARD **153.24**

Special Projects

AQUANOS ENABLER 4,250 DWT DELY 2010 NOR STX BREVIK
(SUPPORT) SOLD FOR AN UNDISCLOSED PRICE TO UNDISCLOSED BYRS **N/A**

SICAL TORINO 3,570 DWT BLT 06 RUM CATERPILLAR 5,520 BHP
(PSV) SOLD FOR ABT US \$24,78 MIL TO UNDISCLOSED BYRS **6941.18**

2x N/B CONST. FREIRE DELY 2010/2011 SPN CONST. FREIRE
(SUPPORT) SOLD FOR ABT US \$68.61 MIL EACH TO UNDISCLOSED BYRS **N/A**

NEWBUILDING VESSELS ORDERED

NO NEWBUIDLING ACTIVITY REPORTED THIS WEEK

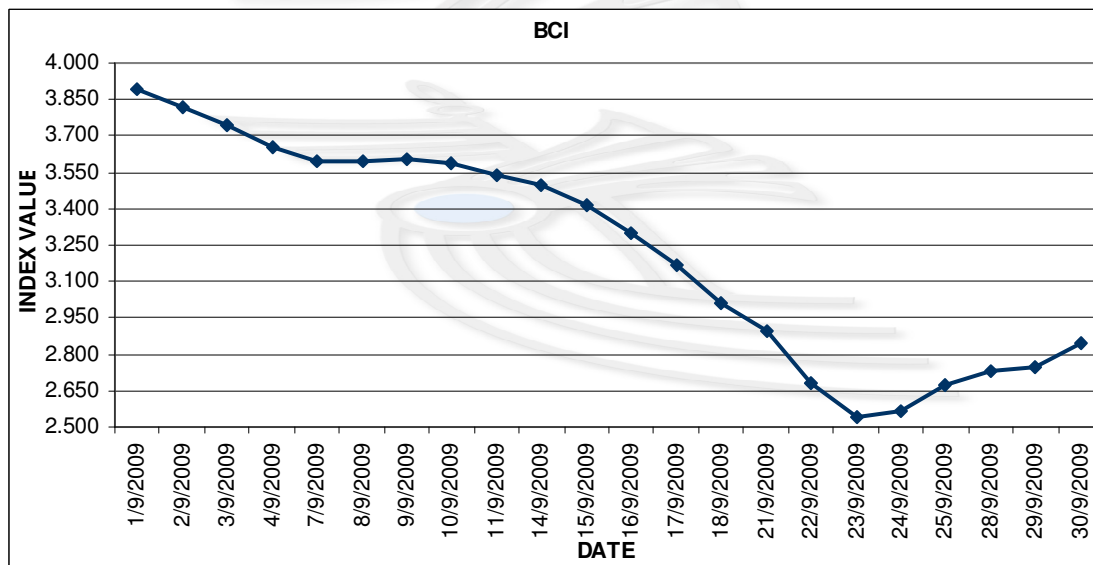
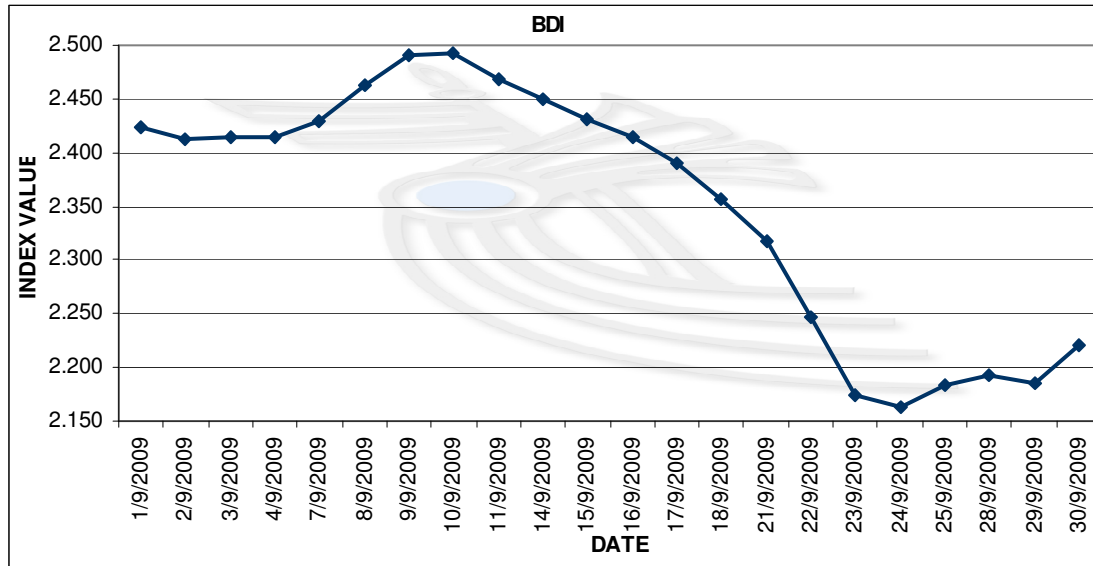
DEMOLITION

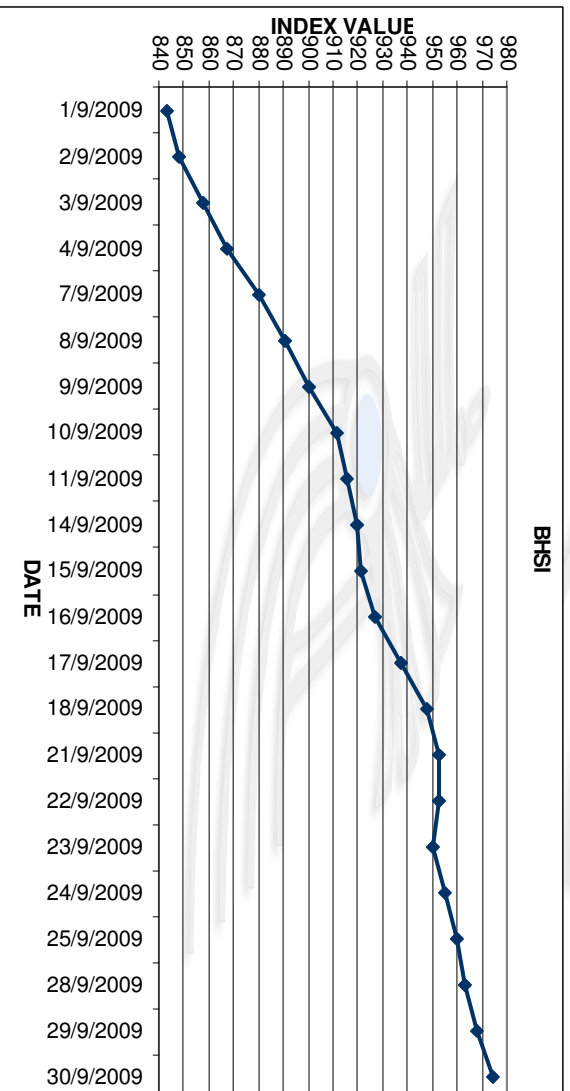
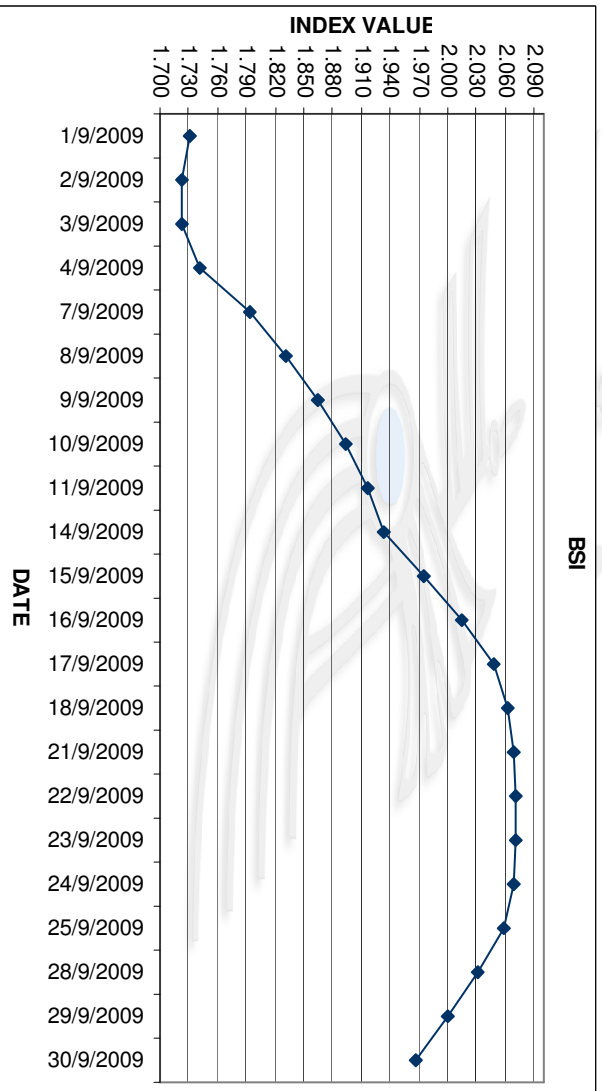
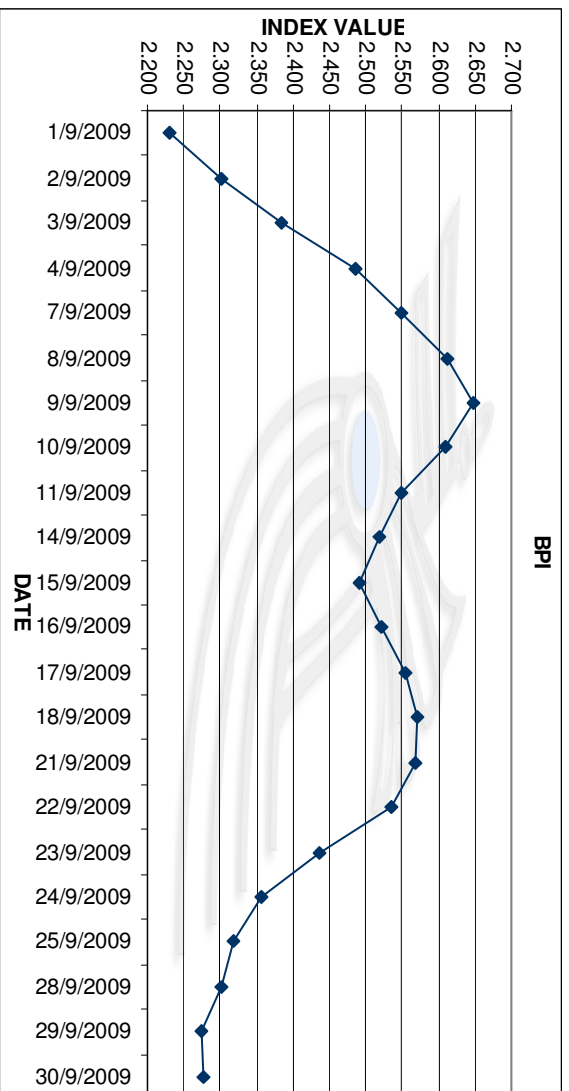
TNK "NAIK JADUNATH SINGH PVC"	67,169 DWT BLT 84 KRS LDT 13,327 \$/LDT 292 ASIS INDIA
TNK "COMPANY HAVILDAR MAJOR"	67,161 DWT BLT 84 KRS LDT 13,335 \$/LDT 301 ASIS INDIA
CONT "FAITH I"	53,241 DWT BLT 88 CHT LDT 18,163 \$/LDT 198 INDIA ASIS SPORE (3573 TEU)
TNK "HAVKONG"	43,386 DWT BLT 78 GFR LDT 15,255 \$/LDT 330 BANGLADESH
CONT "MOL PRIDE"	40,120 DWT BLT 88 JPN LDT 15,287 \$/LDT 315 INDIA (2852 TEU)
BC "CANOPUS"	34,320 DWT BLT 76 JPN LDT 7,428 CHINA ON PRIVATE TERMS
BC "RUBY K"	32,443 DWT BLT 77 JPN LDT 7,600 \$/LDT 290 PAKISTAN OLD SALE
LINER "HUA JI WO"	29,135 DWT BLT 74 NOR LDT 7,347 \$/LDT 265 INDIA AS-IS SINGAPORE
BC "KAI LI"	27,098 DWT BLT 75 JPN LDT 6,506 \$/LDT 255 CHINA
LINER "KAI TONG"	26,000 DWT BLT 83 CHR LDT 4,999 \$/LDT 255 CHINA
LINER "GALINA III"	23,314 DWT BLT 77 JPN LDT 8,038 \$/LDT 335 INDIA INCL 170 T ROB (792 TEU)
BC "SUMY"	22,904 DWT BLT 78 JPN LDT 5,870 UNDISCLOSED BREAKERS SOLD ON PRIVATE TERMS
CONT "PACIFIC OSPREY"	22,240 DWT BLT 84 GFR LDT 7,039 \$/LDT 345 INDIA (1318 TEU)
TNK "DOLPHIN B"	17,654 DWT BLT 84 YUG LDT 5,661 \$/LDT 310 PAKISTAN
LINER "BAO LI MEN"	16,271 DWT BLT 80 GFR LDT 4,900 CHINA ON PRIVATE TERMS
REEFER "CADIZ CARRIER"	15,100 DWT BLT 79 SWD LDT 10,301 \$/LDT 330 INDIA 400 TEU
LINER "GULF DREAM"	9,857 DWT BLT 72 JPN LDT 3,062 \$/LDT 320 INDIA
RO-RO CARGO "ELLA J"	7,200 DWT BLT 77 NOR LDT 6,070 \$/LDT 337 INDIA
RO-RO CARGO "DONETSK"	5,500 DWT BLT 84 USR LDT 6,570 \$/LDT 320 INDIA
RO-RO CARGO "KATYA ZELENKO"	4,650 DWT BLT 80 USR LDT 5,970 \$/LDT 320 INDIA
RO-RO CARGO "ESTRELLA ETERNA"	4,210 DWT BLT 84 JPN LDT 3,452 BANGLADESH ON PRIVATE TERMS

SHIPPING & FINANCIAL NEWS – WEEK 40

SHIPPING NEWS											
INDEX	previous week	FRIDAY 9/25/09	MON 9/28/09	TUES 9/29/09	WED 9/30/09	THUR 10/1/09	actual change of the week	% weekly change	actual change since 2/1/09	% change since 2/1/09	Week 40 2008
DRY INDICES											
BDI	2.163	2.183	2.192	2.185	2.220	2.284	121	5,59%	1.511	195,47%	2.990
Handy	955	960	963	968	974	975	20	2,09%	696	249,46%	1.218
BHSI TC AVERAGE	13.443	13.529	13.562	13.635	13.725	13.746	303	2,25%	9.650	235,60%	17.755
Supramax	2.068	2.058	2.031	2.000	1.966	1.911	-157	-7,59%	1.500	364,96%	2.454
BSI TC AVERAGE	21.623	21.514	21.239	20.912	20.562	19.985	-1.638	-7,58%	15.690	365,31%	25.664
Panamax	2.357	2.317	2.303	2.275	2.276	2.314	-43	-1,82%	1.774	328,52%	2.158
BPI TCAVERAGE	18.916	18.593	18.480	18.263	18.267	18.576	-340	-1,80%	14.250	329,40%	17.493
Capesize	2.566	2.677	2.729	2.748	2.846	3.060	494	19,25%	1.699	124,83%	4.197
BCI TC AVERAGE	22.251	23.317	23.974	24.228	25.698	28.220	5.969	26,83%	19.223	213,66%	39.407
BCTI	509	516	518	519	518	515	6	1,18%	-105	-16,85%	1.355
BDTI	560	565	565	574	570	557	-3	-0,54%	-292	-34,39%	1.475
FINANCIAL NEWS											
	previous week	FRIDAY 9/25/09	MON 9/28/09	TUES 9/29/09	WED 9/30/09	THUR 10/1/09	for the week	% change			
DOW JONES New York	9.707,44	9.665,19	9.789,36	9.742,20	9.712,28	9.509,28	-198,16	-2,04%	STOCK EXCHANGE		
S+P 500	1050,78	1.044,38	1.062,98	1060,61	1057,08	1029,85	-20,93	-1,99%			
NASDAQ U.S.A. (100)	1.709,76	1.694,15	1.724,59	1.717,67	1.718,99	1.666,41	-43,35	-2,54%			
CAPITAL LINK M.I.	1.667,19	1.660,62	1.680,32	1.694,04	1.673,61	1.622,47	-44,72	-2,68%			
CLDBI	870,66	852,75	858,35	894,66	899,78	874,50	3,84	0,44%			
CLTI	1.998,25	1.986,95	1.987,05	1.995,91	1.988,28	1.916,04	-82,21	-4,11%			
NIKKEY-225 Tokyo	10.544,20	10.266,00	10.009,50	10.100,20	10.133,20	9.978,64	-565,56	-5,36%			
FTSE-100 London	5.079,27	5.082,20	5.165,70	5.159,72	5.133,90	5.047,81	-31,46	-0,62%			
XETRA DAX Frankfurt	5.605,21	5.581,41	5.736,31	5.713,52	5.675,16	5.554,55	-50,66	-0,90%			
CAC-40 Paris	3.758,36	3.739,14	3.825,00	3.814,10	3.795,41	3.720,77	-37,59	-1,00%			
HANG SENG Hong Kong	21.050,70	21.024,40	20.588,40	21.013,20	20.955,20	20.955,20	-95,50	-0,45%			
KOSPI Seoul	1.693,88	1.691,48	1.675,55	1.690,05	1.673,14	1.644,63	-49,25	-2,91%			
ATHENS GENERAL	2.609,25	2.611,56	2.652,03	2.667,62	2.661,42	2.648,05	38,80	1,49%			
EXCHANGE	previous week	FRIDAY 9/25/09	MON 9/28/09	TUES 9/29/09	WED 9/30/09	THUR 10/1/09	for the week	% change	CURRENCY		
Y/\$	91,28	89,63	89,60	90,09	89,75	89,54	-1,74	-1,91%	Japanese Yen		
\$/GBP	1,606	1,5952	1,5885	1,5958	1,6004	1,5943	-0,01	-0,73%	Pound Sterling		
INR/\$	47,87	47,93	47,75	48,12	47,72	47,71	-0,16	-0,33%	Indian Ruppee		
\$/Euro	1,4658	1,4686	1,4619	1,4583	1,4635	1,4530	-0,013	-0,87%	Euro		
COMMODITIES EXCHANGE RATES											
EXCHANGE	previous week	FRIDAY 9/25/09	MON 9/28/09	TUES 9/29/09	WED 9/30/09	THUR 10/1/09	for the week	% change	COMMODITY		
\$ / troy oz	993,75	991,35	989,95	991,20	1.006,70	998,50	4,75	0,48%	GOLD		
\$ / US Bbl	64,82	65,11	65,54	65,49	69,07	69,19	4,37	2,16%	IPE BRENT		

DRY CARGO CHARTER MARKET MOVEMENTS SEPTEMBER 2009





WET CARGO CHARTER MARKET MOVEMENTS SEPTEMBER 2009